

AGENDA – EDUCATION, POLICY AND OPERATIONS COMMITTEE

Wednesday, March 9, 2022
Limestone Education Centre
220 Portsmouth Avenue, Kingston, ON

Link: <https://bit.ly/LDSBEOCMtgMAR9>

Public Meeting – 5:30 PM

Acknowledgement of Territory: “The Limestone District School Board is situated on the traditional territories of the Anishinaabe and Haudenosaunee. We acknowledge their enduring presence on this land, as well as the presence of Métis, Inuit and other First Nations from across Turtle Island. We honour their cultures and celebrate their commitment to this land.”

1. CALL TO ORDER
2. ADOPTION OF AGENDA
3. DECLARATION OF CONFLICT OF INTEREST
4. REPORTS FOR INFORMATION
 - 4.1 Mandatory eLearning Credits – Superintendent Silver (Pages 3-4)
 - 4.2 Board Composition – Indigenous Trustee – Superintendent Gillam (Pages 5-6)
 - 4.3 Trustee Distribution for the 2022 Election – Superintendent Young (Pages 7-18)
5. REPORTS FOR ACTION
6. UNFINISHED BUSINESS
7. NEW BUSINESS
8. CORRESPONDENCE
None at this time.
9. NEXT MEETING – April 13, 2022
10. RESOLVE INTO COMMITTEE OF THE WHOLE PRIVATE SESSION

PRIVATE SESSION – Following Public Session

*In accordance with the Education Act, Section 207(2) a meeting of a committee of a board including a committee of the whole board, may be closed to the public when the subject under consideration involves,

- a) The security of the property of the board;
- b) The disclosure of intimate, personal, or financial information in respect of a meeting of the board or committee, an employee or prospective employee of the board or a pupil or their parent or guardian;
- c) The acquisition or disposal of a school site;
- d) Decisions in respect of negotiations with employee of the board; or
- e) Litigation affecting the board.

11. FOR INFORMATION

11.1 LABOUR MATTER – Superintendent Young

12. REPORT TO PUBLIC SESSION – At the Regular Board Meeting of March 30, 2022.

13. ADJOURN

ADMINISTRATIVE REPORT: MANDATORY E-LEARNING CREDITS

EDUCATION, POLICY AND OPERATIONS COMMITTEE MEETING

March 9, 2022

Purpose

To provide the Board of Trustees with an information update related to the eLearning graduation requirement introduced by the Ministry of Education, effective February 1, 2022.

Background

On February 1, 2022, the Ministry of Education issued Policy/Program Memorandum (PPM) 167 which formalized the new mandatory eLearning requirement for students. The goal of this new graduation requirement is to help students develop digital literacy and other transferable skills they need to succeed in school, work, and life.

Current Status

The mandatory eLearning credit was first announced in 2019, beginning with the cohort of students who entered Grade 9 in 2020-2021 (students currently in Grade 10). Students must earn two online learning credits to obtain their Ontario Secondary School Diploma (OSSD), which students will typically take during their Grade 11 and Grade 12 years. Any credits offered online that count towards the OSSD are eligible credits towards the graduation requirement, including credits taken during summer school. Ministry funding was reduced last year on a per pupil basis to align with class size averages, and the expectation that students will take two eLearning courses prior to graduation.

In recognition of the extraordinary circumstances during the COVID-19 pandemic, up to one secondary school credit completed by Grade 9 students during the 2020-2021 school year during the province-wide school closures from April 2021 to June 2021, may be counted towards the new graduation requirement.

Parents and guardians will have the opportunity to determine whether online learning is appropriate and beneficial for their child, and may opt their child out of the mandatory online learning credits.

Limestone District School Board currently offers eLearning courses in partnership with 36 other school boards through the Ontario eLearning Consortium (OeLC). To support the online learning graduation requirement, Limestone District School Board will be increasing our eLearning course offerings next year. These courses will be taught by Limestone District School Board teachers and will be offered to students through the regular course selection process. These online learning courses will be timetabled based on student interest, and offered to LDSB students prior to being included in the eLearning consortium for registration by students in other district school boards.

Recommendations

Trustees receive this report for information purposes.

Prepared by: Jessica Silver, Superintendent and Steve Hedderson, Associate Superintendent of Education
Reviewed by: Krishna Burra, Director of Education

ADMINISTRATIVE REPORT: BOARD COMPOSITION – INDIGENOUS TRUSTEE

EDUCATION, POLICY AND OPERATIONS COMMITTEE MEETING

March 9, 2022

Purpose

To provide Trustees with a summary of information related to adding an Indigenous Trustee.

Background

At the February 9, 2022 EPOC Meeting, Trustees requested an update related to options for Limestone District School Board to pursue regarding an Indigenous Trustee. In addition, a notice of motion was put forward at the February 23, 2022 Regular Board Meeting:

That the LDSB pursue the appointment of an Indigenous Trustee based on the option through Limestone's Education Agreement with the Mohawks of the Bay of Quinte.

Trustees will remember the information shared with them at the May 29, 2019 EPOC Meeting by then Superintendent Burra. A review of this same information appears below.

Ontario Regulation 462/97 outlines the requirements for First Nations Representation on Boards. One of the requirements is the existence of an Education Agreement with a First Nation, or First Nations, where students from that territory attend a board school. As of September 2018, LDSB entered into an Education Agreement with the Mohawks of the Bay of Quinte (MBQ). Regulation 462/97 provides further details regarding circumstances requiring the naming of a person to represent Indigenous pupils on the board:

(4) Where the number of Indian pupils enrolled in the schools under the jurisdiction of a board under one or more agreements made under this section exceeds 25 per cent of the average daily enrolment in the schools of the board, two persons may be named under subsection (1), and subsections (1) to (3) apply with necessary modifications in respect of the two persons. O. Reg. 462/97, s. 1 (4).

(5) Where the number of Indian pupils enrolled in the schools under the jurisdiction of the board under one or more agreements made under this section is fewer than the lesser of 10 per cent of the average daily enrolment in the schools of the board and 100, the appointment under subsection (2) may be made at the discretion of the board. O. Reg. 462/97, s. 1 (5).

Current Status

Currently, Limestone DSB has five (5) students from MBQ attending Napanee District Secondary School. Five to ten years ago, this number has been as high as 15-20 students. Based on the regulations outlined in paragraphs (4) and (5) above, Limestone is not required to appoint an Indigenous Trustee. Based on overall enrolment in Limestone, students from MBQ represent about 0.03% of students.

According to Regulation 462/97, and the current number of students from MBQ, an appointment to the Board would be at the discretion of the Board. Based on our Education Agreement, the Board would need to consider adding a Trustee if we had at least 100 students from MBQ. Given the Education Agreement with MBQ provides the only regulatory mechanism for the appointment of an Indigenous Trustee, MBQ would have to be engaged in the process. It should be noted that Hastings Prince Edward has over 100 students from MBQ and has an Indigenous Trustee that is appointed by the MBQ Band Council. Outside of the Education Agreement with MBQ, there is no regulatory provision for the addition of an Indigenous Trustee.

Under current legislation, Regulation 462/97 is the only option for a school board to add an Indigenous Trustee. As Trustees will remember, in the spring of 2021, Limestone submitted a policy proposal to OPSBA that was approved to ask the government to consider additional options for school boards to add an Indigenous Trustee. Given the current constraints of the Education Act regarding Indigenous representation, Trustees are reminded that they added an Indigenous Student Trustee starting in the 2020-2021 school year.

It should be noted that a decision related to adding an Indigenous Trustee from the Mohawks of the Bay of Quinte is not tied to the decisions related to Trustee Distribution. However, if this option is to be considered, adding an Indigenous Trustee through Regulation 462/97, could be aligned with the upcoming term of Trustees after the next municipal elections in the fall of 2022, or initiated at a different time.

The cost of adding an additional Trustee would be approximately \$15,000. Trustees could choose to fund this additional cost from Governance funding. Adding an additional Trustee to a complement of ten (10) would require a review of current policies to ensure alignment. Alternatively, Trustees could choose a zero-cost option by reducing their compensation by approximately 10% to cover the cost of an additional Trustee, or reduce the number of Trustees allocated on the basis of Regulation 412/00 based on population from nine (9) to eight (8).

Recommendations

That this report be received for information purposes.

Prepared by: Scot Gillam, Superintendent
Reviewed by: Krishna Burra, Director of Education

ADMINISTRATIVE REPORT: TRUSTEE DISTRIBUTION FOR 2022 ELECTION

EDUCATION, POLICY AND OPERATIONS COMMITTEE

March 9, 2022

Purpose

To provide information on the distribution of Trustees for the upcoming 2022 election and to make recommendations to the Board to ensure compliance with the Education Act and Ontario Regulation 412/00.

Background

Each election year, the Ministry of Education prepares a Trustee Determination and Distribution Guide to assist school boards in preparing the Trustee Determination and Distribution (D & D) Report. A copy of the guide was distributed to Trustees at the February 9, 2022, EPOC Meeting. At that meeting, Trustees also received an administrative report on preparing for the 2022 school board election. The report provided the timeline for the various decisions and deadlines that need to be met regarding the election.

At the February 23, 2022, Regular Board Meeting, Trustees approved the designation of the municipalities of North Frontenac, Central Frontenac, and Addington Highlands as low population municipalities. Trustees also approved that the sum of the electoral quotients for these municipalities be increased by one so that those combined municipalities would receive representation by a single Trustee.

Ontario Regulation 412/00 requires school boards to complete the D & D Report by the end of March in the year of the election and copies of the report are to be provided to the Minister, election clerks of municipalities, and secretaries of every other school board within the board's jurisdiction.

The Board approved an alternative distribution of the nine Trustees to geographic areas within the board for the 2018 election, and they were as follows: Loyalist Township & Stone Mills (1 Trustee); Greater Napanee (1 Trustee); South Frontenac (1 Trustee); Central Frontenac, North Frontenac, and Addington Highlands (1 Trustee); and City of Kingston (5 Trustees).

Current Status

Distribution of Trustees

Guidance on the distribution of members to geographic areas is provided to Trustees in the Ontario Regulation 412/00 made under the Education Act.

The guidance is as follows:

4.(4) In carrying out its duties under this section, the board shall have regard to the following principles:

1. Municipalities with low populations should receive reasonable representation.
2. Evidence of historic, traditional, or geographic communities should be taken into account.
3. To the extent possible, the identification of low population municipalities should permit the establishment of geographic areas that coincide with school communities.
4. Representation should not deviate unduly from the principle of representation by population.

Trustees directed staff at the February 23, 2022, Regular Board Meeting to present several alternative distribution models with mapping of schools and wards for decision making purposes. Attached are FOUR options with maps showing the electoral population distribution per Trustee combined with schools and student populations.

Option 1– this option shows the existing Trustee distribution for the municipality of Kingston and surrounding municipalities with the 2022 electoral population and 2021-2022 enrolments.

Option 2- this option details a proposal as provided by Vice-Chair Gingrich showing a distribution by combining wards within the municipality of Kingston while keeping the representation in the surrounding municipalities as per the 2018 election.

Option 3 – this option shows the City of Kingston and Frontenac Islands at large represented by five (5) Trustees with the representation in the surrounding municipalities as per the 2018 election.

Option 4 – this option details an alternate distribution within the City of Kingston and Frontenac Islands by combining wards in close proximity, equalizing the electoral population and student population to the extent possible, and with the representation in the surrounding municipalities as per the 2018 election.

Recommendations

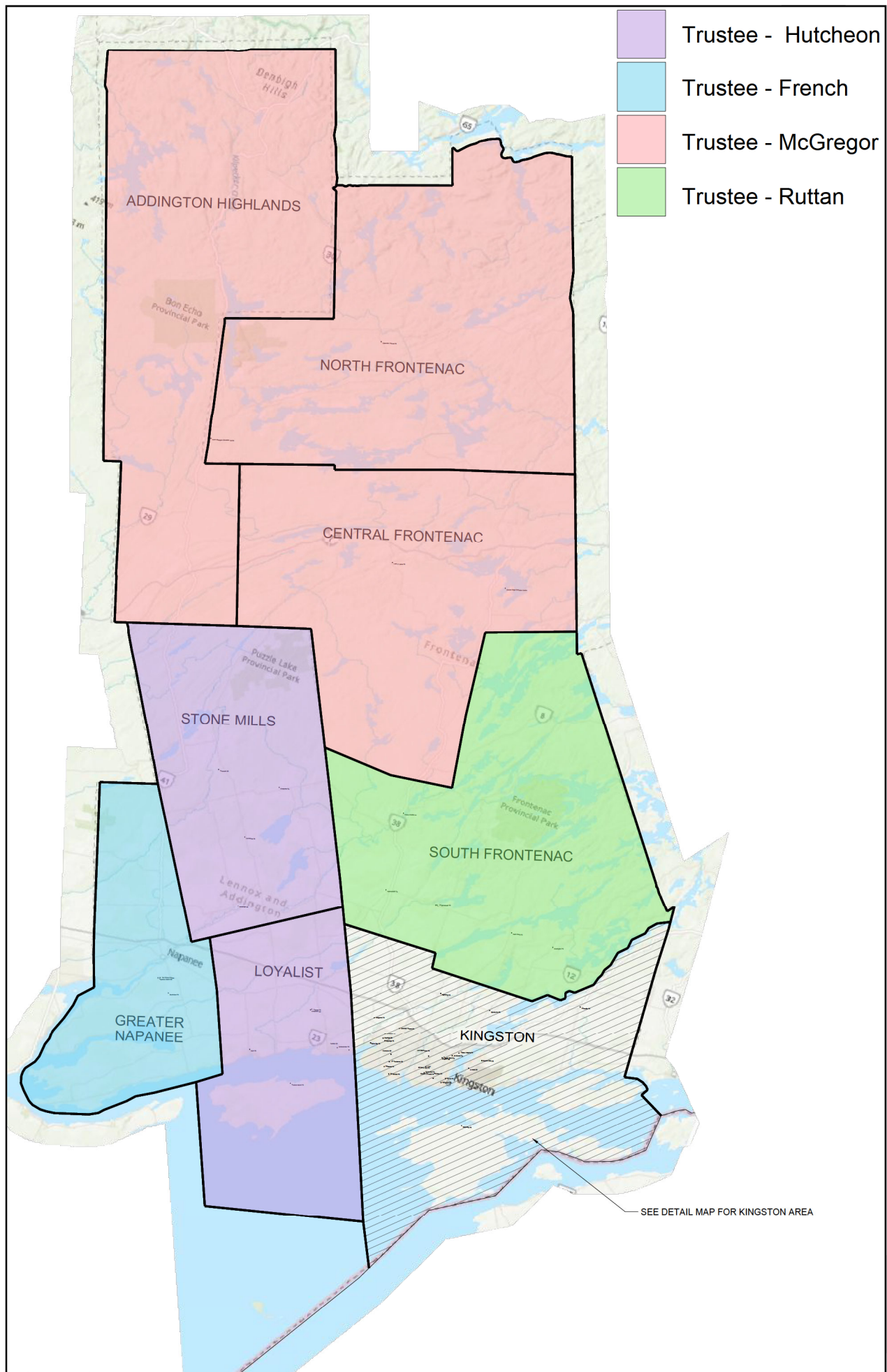
That the Board, in accordance with *Ontario Regulation 412/00*, Section 5, “No later than March 31 in each election Year, every board shall distribute the positions of the members to be elected” advise staff which of the four proposed options, or an alternative option, is the preferred distribution to submit to the Minister.

Prepared by: Craig Young, Superintendent of Business Services

Reviewed by: Krishna Burra, Director of Education

Attachment(s): District Map
Option 1
Option 1 Map
Option 2
Option 2 Map
Option 3
Option 3 Map
Option 4
Option 4 Map

District Map



C:\Users\mrobert\OneDrive - Unimstone 559\2 - Project Concepts\Trustee Boundaries\028 - Proposed Boundaries\mrobert_mh01w_00000_00000.dwg 3/2/2022 8:11

2022 Electoral Data by Ward with Schools and Student Populations
Option 1

Option 1: Existing Distribution

2022 Electoral Data					
Municipality/County	Ward/Township	District	Trustee	Electoral Population	Total Electoral Population /Trustee
City of Kingston	5	Portsmouth	Elliott	8,455	23,849
City of Kingston	6	Trillium	Elliott	7,733	
City of Kingston	8	Meadowbrook-Strathcona	Elliott	7,661	
City of Kingston	2	Loyalist-Cataraqui	Brown	7,934	21,676
City of Kingston	3	Collins-Bayridge	Brown	6,455	
City of Kingston	4	Lakeside	Brown	7,287	
City of Kingston	9	Williamsville	Morning	6,897	14,585
City of Kingston	10	Sydenham	Morning	7,688	
City of Kingston	7	Kingscourt-Rideau	Gingrich	8,240	16,835
City of Kingston	11	Kings's Town	Gingrich	8,595	
City of Kingston	1	Countryside	Godkin	6,141	14,651
City of Kingston	12	Pittsburgh	Godkin	6,862	
CFB Kingston	CFB Kingston		Godkin	611	
County of Frontenac	Frontenac Islands		Godkin	1,037	
County of Lennox and Addington	Greater Napanee		French	11,250	11,250
County of Frontenac	South Frontenac		Ruttan	13,853	13,853
County of Lennox and Addington	Loyalist Township		Hutcheon	11,934	17,681
County of Lennox and Addington	Stone Mills		Hutcheon	5,747	
County of Frontenac	Central Frontenac		McGregor	3,646	6,906
County of Frontenac	North Frontenac		McGregor	1,543	
County of Lennox and Addington	Addington Highlands		McGregor	1,717	
Totals				141,286	141,286

2021-2022			
# of Secondary Schools	# of Elementary Schools	Total Projected Students (under 21)	Total Projected Students/T trustee)
1	3	1,812	2,268
	1	259	
	1	197	
	2	653.0	4,599
1	3	1,417	
1	4	2,529	
	1	424	1,062
	3	638	
1	3	1,806	2,252
	2	446	
	3	575	2,268
1	2	1,672	
		-	
	1	21	
1	3	2,304	2,304
1	5	2,151.0	2,151
1	5	1,922	2,432
	4	510.0	
1	2	434	831
	1	38	
1	1	359	
10	50	20,167	20,167

Average electoral population / trustee

15698

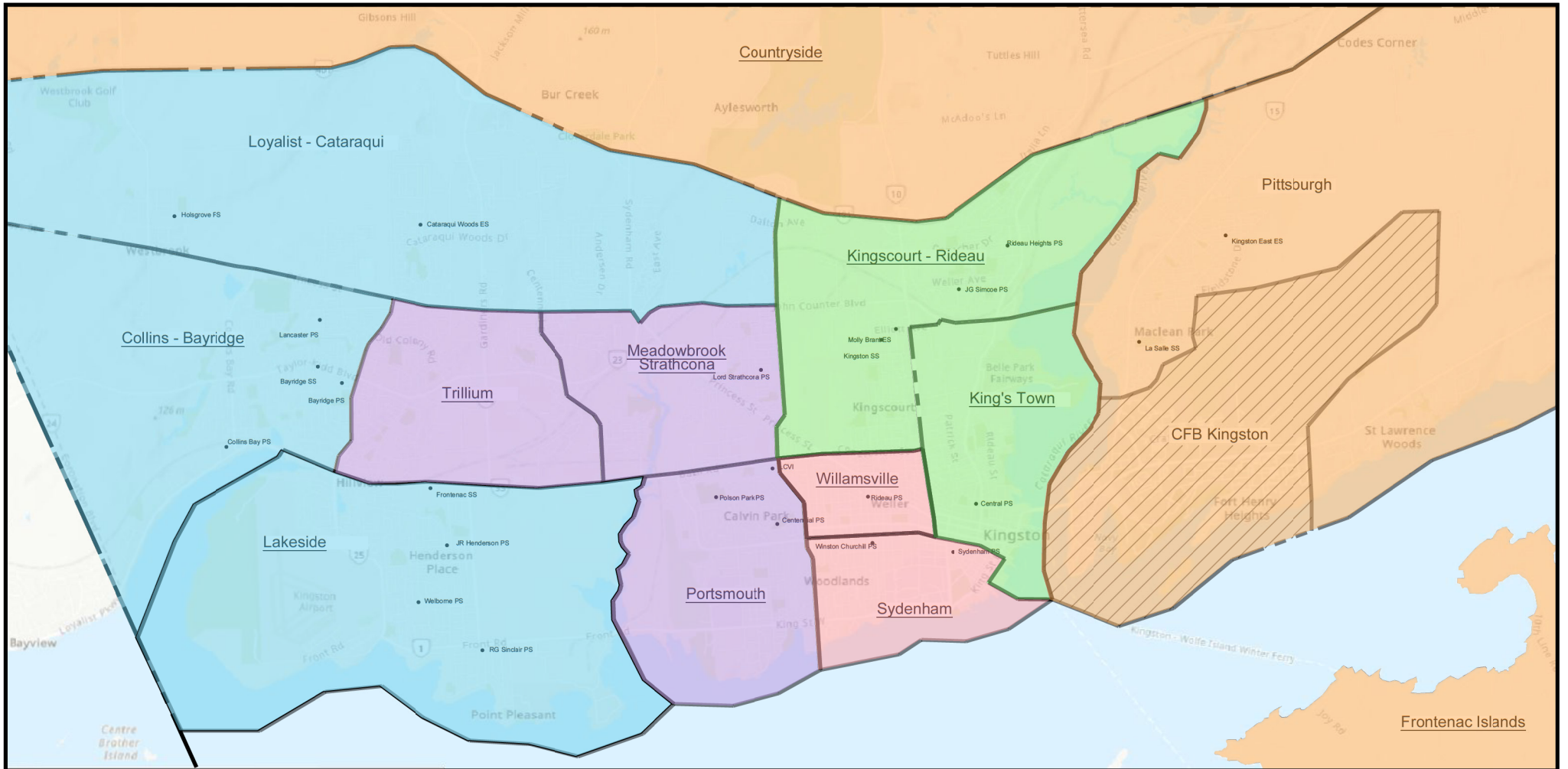
(Alt Site enrolment is reported under home school)

Average electoral population / trustee with low population municipality removed

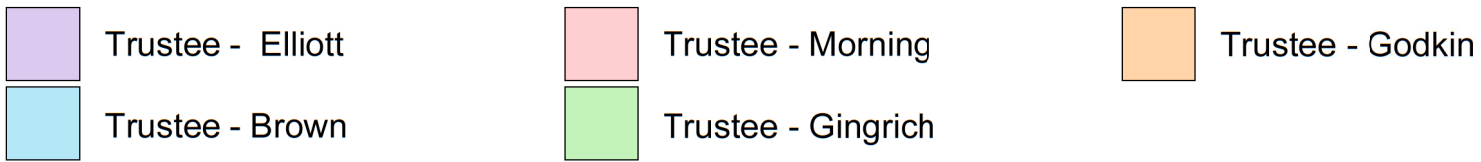
16798

(Except Katarowki Learning Centre- it is reported as own SS school)

Option 1 Map



Option 1 - Existing Distribution



2022 Electoral Data by Ward with Schools and Student Populations
Option 2

Option 2: Vice Chair Gingrich Proposal

2022 Electoral Data					
Municipality/County	Ward/Township	District	Trustee	Electoral Population	Total Electoral Population /Trustee
City of Kingston	3	Collins-Bayridge	Brown	6,455	21,849
City of Kingston	6	Trillium	Elliott	7,733	
City of Kingston	8	Meadowbrook-Strathcona	Elliott	7,661	
City of Kingston	2	Loyalist-Cataraqui	Brown	7,934	15,221
City of Kingston	4	Lakeside	Brown	7,287	
City of Kingston	5	Portsmouth	Elliott	8,455	23,040
City of Kingston	9	Williamsville	Morning	6,897	
City of Kingston	10	Sydenham	Morning	7,688	
City of Kingston	7	Kingscourt-Rideau	Gingrich	8,240	16,835
City of Kingston	11	Kings's Town	Gingrich	8,595	
City of Kingston	1	Countryside	Godkin	6,141	14,651
City of Kingston	12	Pittsburgh	Godkin	6,862	
CFB Kingston	CFB Kingston		Godkin	611	
County of Frontenac	Frontenac Islands		Godkin	1,037	
County of Lennox and Addington	Greater Napanee		French	11,250	11,250
County of Frontenac	South Frontenac		Ruttan	13,853	13,853
County of Lennox and Addington	Loyalist Township		Hutcheon	11,934	17,681
County of Lennox and Addington	Stone Mills		Hutcheon	5,747	
County of Frontenac	Central Frontenac		McGregor	3,646	6,906
County of Frontenac	North Frontenac		McGregor	1,543	
County of Lennox and Addington	Addington Highlands		McGregor	1,717	
Totals				141,286	141,286

2021-2022			
# of Secondary Schools	# of Elementary Schools	Total Projected Students (under 21)	Total Projected Students/T trustee)
1	3	1,417	1,873
	1	259	
	1	197	
	2	653.0	3,182
1	4	2,529	
	3	1,812	2,874
	1	424	
	3	638	
	3	1,806	2,252
1	2	446	
	3	575	2,268
1	2	1,672	
		-	
	1	21	
1	3	2,304	2,304
1	5	2,151.0	2,151
1	5	1,922	2,432
	4	510.0	
	2	434	831
1	1	38	
1	1	359	
9	47	20,167	20,167

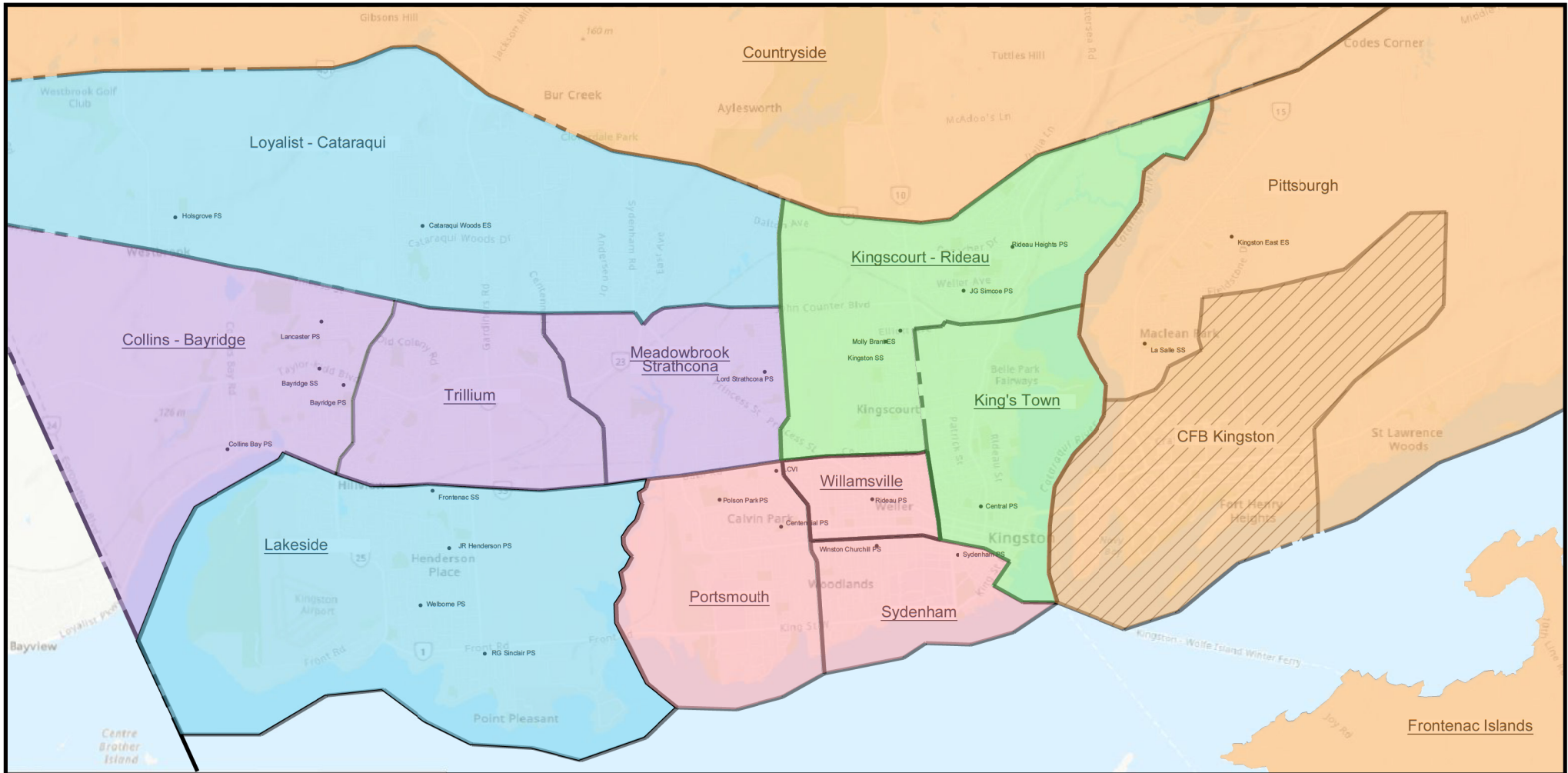
Target Kingston Electoral /trustee with balance of areas removed

18,319 (Alt Site enrolment is reported under home school)

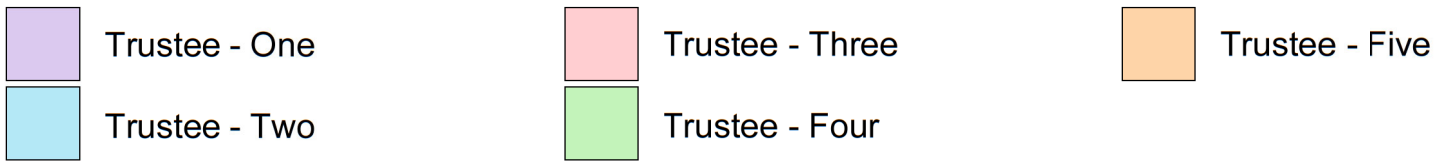
Target Average electoral population / trustee with low population municipality removed

16,798 (Except Katarowki Learning Centre- it is reported as own SS school)

Option 2 Map



Option 2 - Vice Chair Gingrich Proposal



2022 Electoral Data by Ward with Schools and Student Populations
Option 3

Option 3: City of Kingston at large

2022 Electoral Data					
Municipality/County	Ward/Township	District	Trustee	Electoral Population	Total Electoral Population /Trustee
City of Kingston	1	Countryside		6,141	
City of Kingston	2	Loyalist-Cataraqui		7,934	
City of Kingston	3	Collins-Bayridge		6,455	
City of Kingston	4	Lakeside		7,287	
City of Kingston	5	Portsmouth		8,455	
City of Kingston	6	Trillium		7,733	
City of Kingston	7	Kingscourt-Rideau		8,240	
City of Kingston	8	Meadowbrook-Strathcona		7,661	
City of Kingston	9	Williamsville		6,897	
City of Kingston	10	Sydenham		7,688	
City of Kingston	11	Kings's Town		8,595	
City of Kingston	12	Pittsburgh		6,862	
CFB Kingston	CFB Kingston			611	
County of Frontenac	Frontenac Islands		5	1,037	18,319
County of Lennox and Addington	Greater Napanee		1	11,250	11,250
County of Frontenac	South Frontenac		1	13,853	13,853
County of Lennox and Addington	Loyalist Township			11,934	
County of Lennox and Addington	Stone Mills		1	5,747	17,681
County of Frontenac	Central Frontenac			3,646	
County of Frontenac	North Frontenac			1,543	
County of Lennox and Addington	Addington Highlands		1	1,717	6,906
Totals				141,286	

2021-2022			
# of Secondary Schools	# of Elementary Schools	Total Projected Students (under 21)	Total Projected Students/T trustee)
	3	575	
	2	653.0	
1	3	1,417	
1	4	2,529	
1	3	1,812	
	1	259	
1	3	1,806	
	1	197	
	1	424	
	3	638	
	2	446	
1	2	1,672	
		-	
	1	21	2,490
1	3	2,304	2,304
1	5	2,151.0	2,151
1	5	1,922	
	4	510.0	2,432
1	2	434	
	1	38	
1	1	359	831
7	35	20,167.0	

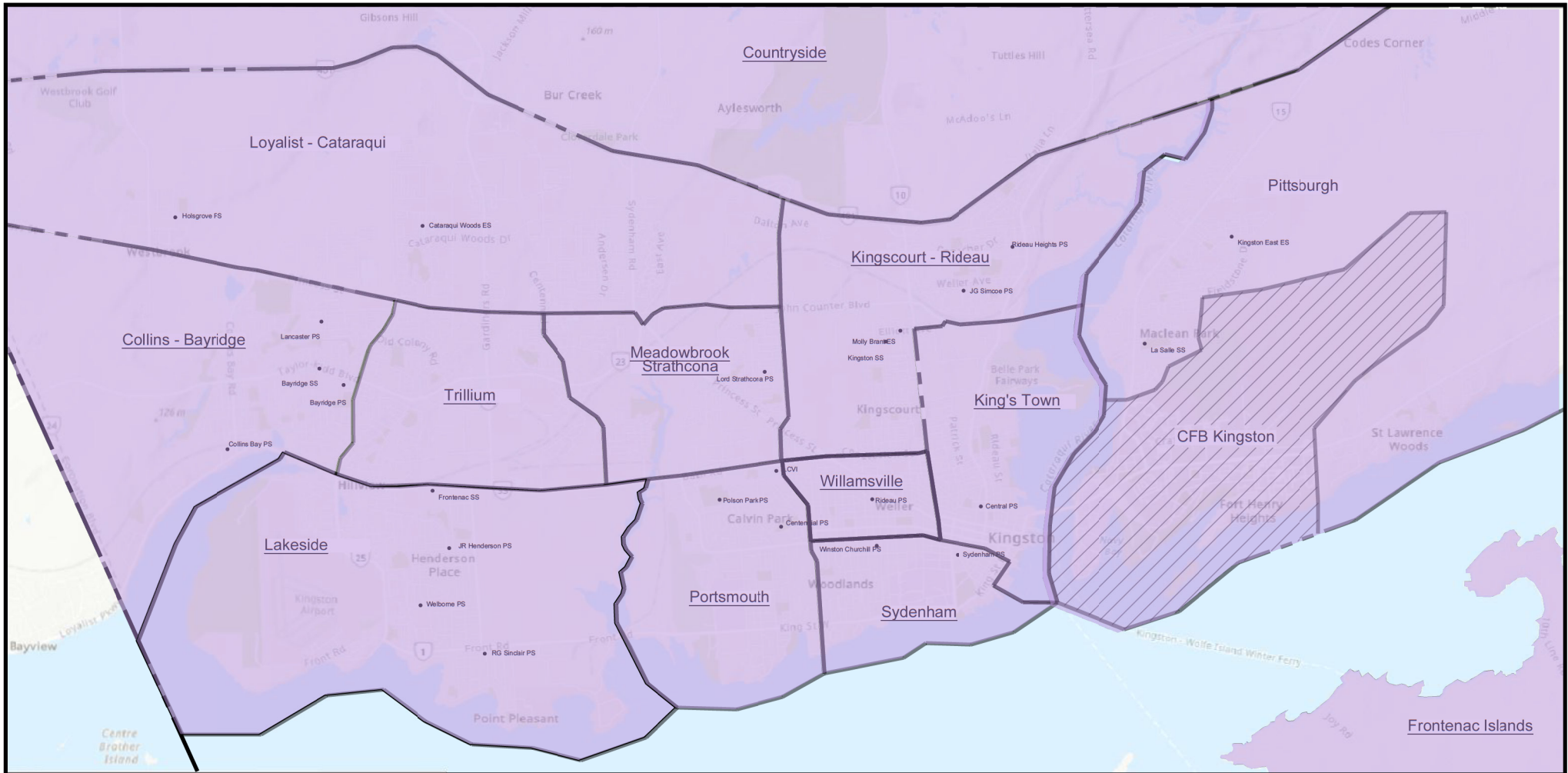
Target Kingston Electoral /trustee with balance of areas removed

18,319 (Alt Site enrolment is reported under home school)

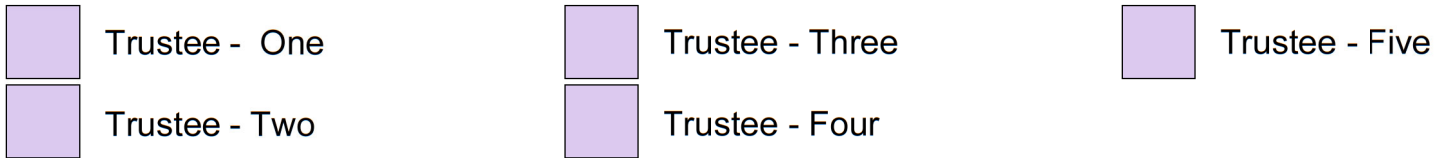
Target Average electoral population / trustee with low population municipality removed

16,798 (Except Katarowki Learning Centre- it is reported as own SS school)

Option 3 Map



Option 3 - Five Trustees At Large



2022 Electoral Data by Ward with Schools and Student Populations
Option 4

Option 4: City of Kingston - align areas and electoral population per trustee

2022 Electoral Data					
Municipality/County	Ward/Township	District	Trustee	Electoral Population	Total Electoral Population /Trustee
City of Kingston	1	Countryside		6,141	
City of Kingston	7	Kingscourt-Rideau		8,240	
City of Kingston	9	Williamsville		6,897	21,278
City of Kingston	4	Lakeside		7,287	
City of Kingston	6	Trillium		7,733	15,020
City of Kingston	2	Loyalist-Catarauqui		7,934	
City of Kingston	3	Collins-Bayridge		6,455	
City of Kingston	8	Meadowbrook-Strathcona		7,661	22,050
City of Kingston	5	Portsmouth		8,455	
City of Kingston	10	Sydenham		7,688	16,143
City of Kingston	11	Kings's Town		8,595	
City of Kingston	12	Pittsburgh		6,862	
CFB Kingston	CFB Kingston			611	
County of Frontenac	Frontenac Islands			1,037	17,105
County of Lennox and Addington	Greater Napanee			11,250	11,250
County of Frontenac	South Frontenac			13,853	13,853
County of Lennox and Addington	Loyalist Township			11,934	
County of Lennox and Addington	Stone Mills			5,747	17,681
County of Frontenac	Central Frontenac			3,646	
County of Frontenac	North Frontenac			1,543	
County of Lennox and Addington	Addington Highlands			1,717	6,906
Totals				141,286	141,286

2021-2022			
# of Secondary Schools	# of Elementary Schools	Total Projected Students (under 21)	Total Projected Students/Trustee
	3	575	
1	3	1,806	
	1	424	2,805
1	4	2,529	
	1	259	2,788
	2	653.0	
1	3	1,417	
	1	197	2,267
1	3	1,812	
	3	638	2,450
	2	446	
1	2	1,672	
		-	
	1	21	2,139
1	3	2,304	2,304
1	5	2,151.0	2,151
1	5	1,922	
	4	510.0	2,432
1	2	434	
	1	38	
1	1	359	831
9	44	20,167	20,167

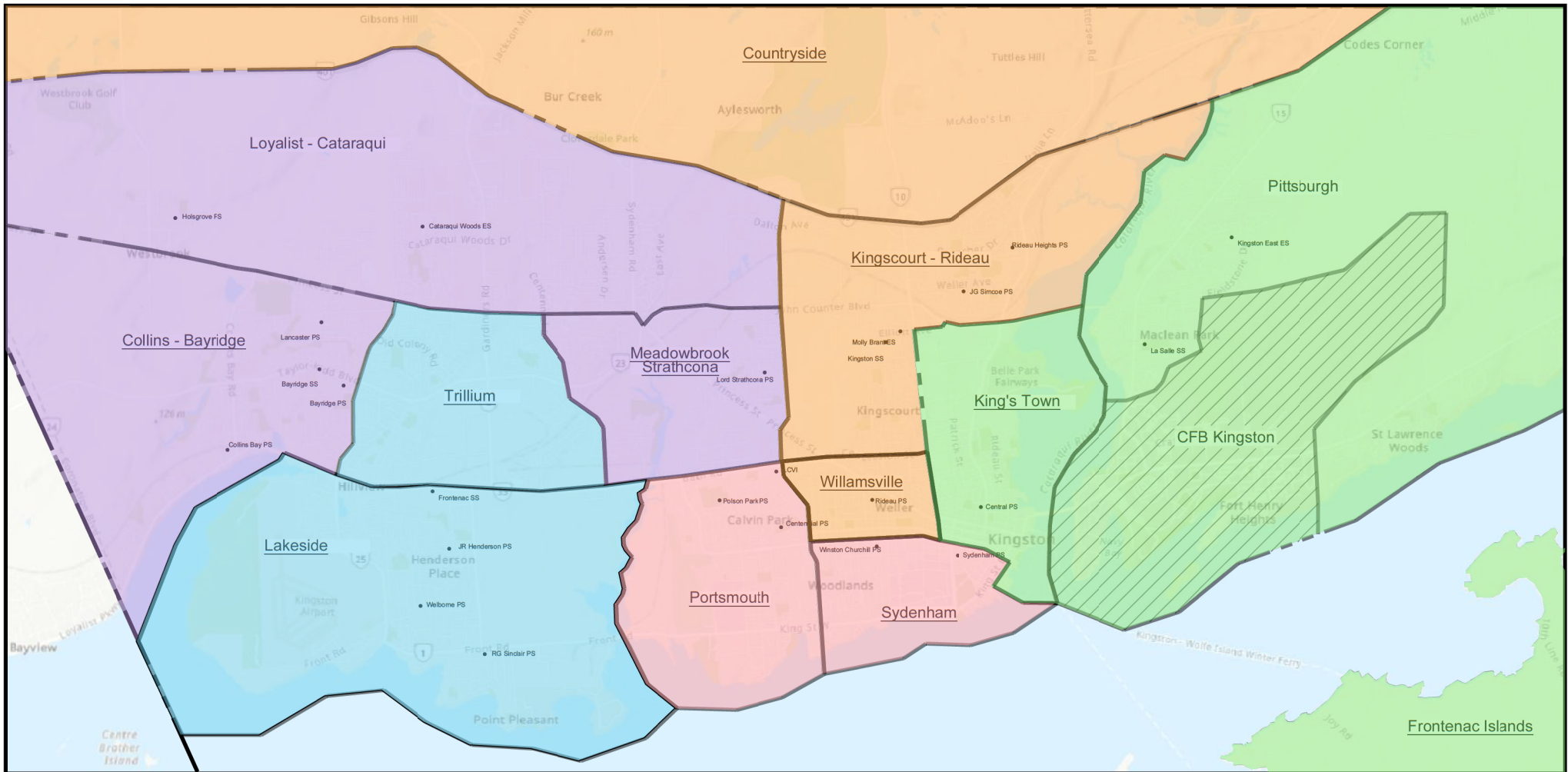
Target Kingston Electoral /trustee with balance of areas removed

18,319 (Alt Site enrolment is reported under home school)

Target Average electoral population / trustee with low population municipality removed

16,798 (Except Katarowki Learning Centre- it is reported as own SS school)

Option 4 Map



Option 4 - Align Areas & Electoral Population

